



NEWSLETTER APRIL 2016

MIDGARD

FIXED INCOME FUND LIMITED

MIDGARD

FIXED INCOME FUND LIMITED

NEWSLETTER APRIL 2016

Performance & NAV	AA	A	B
Monthly return	2.64%	2.64%	2.56%
Return year-to-date	4.99%	4.99%	4.64%
NAV per share	269.83	132.98	125.40

All statistics, unless otherwise stated, are for the AA share class.

MARKET UPDATE APRIL 2016

The Midgard Fixed Income Fund Ltd. Returned 2.64% in April, bringing total year-to-date performance to 4.99%.

April was a month of continuation in the wording from global Central Banks where both ECB and Riksbank indicated that the bottom in deposits has been reached and FED members were somewhat hawkish in comments, whereas Brexit polls, still showing a close race towards 23rd June, pulled in the other direction.

German 10 year bond yields hit a low of around 0,09bp in the start of the month only to rise to end at around 27bp. The Danish krone continued the steady appreciation ending at 7.4425 whereas fixings continued to stay elevated due to the lack of liquidity in the system. The Central Bank only intervened verbally.

Core markets continued performance with 2-4bp tightening in Swedish and Danish covered bonds which contributed positively to the return. Issuance in the Swedish market cooled off a bit as issuers are somewhat ahead of the full issuance need for the entire year.



Jesper Slemming
Chief Investment Officer, Midgard

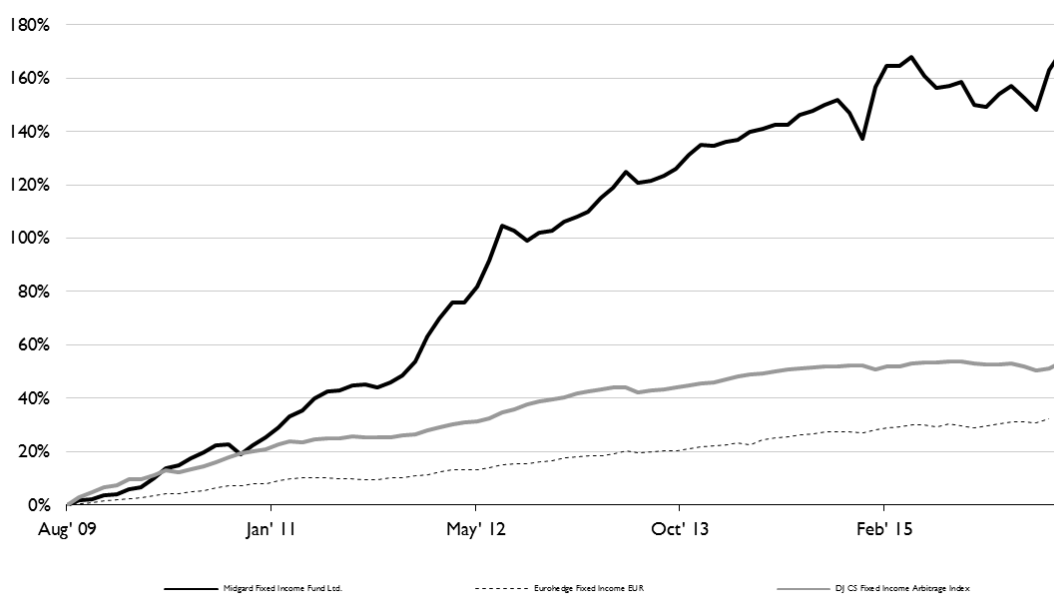
MIDGARD

FIXED INCOME FUND LIMITED

NEWSLETTER APRIL 2016

HISTORICAL PERFORMANCE

Year	Jan	Feb	Mar	Apr	May	Jun	Jul	Aug	Sep	Oct	Nov	Dec	YoY
2009									1.66%	0.59%	1.32%	0.39%	4.01%
2010	1.98%	0.44%	3.23%	3.34%	0.91%	2.32%	2.16%	2.03%	0.31%	-2.98%	2.80%	2.56%	20.67%
2011	2.71%	3.40%	1.65%	3.32%	1.74%	0.30%	1.49%	0.18%	-0.75%	1.31%	1.77%	3.45%	22.50%
2012	6.20%	4.03%	3.56%	-0.01%	3.43%	5.25%	6.97%	-1.07%	-1.82%	1.47%	0.50%	1.54%	34.00%
2013	0.91%	1.01%	2.41%	1.81%	2.70%	-1.82%	0.36%	0.89%	1.14%	2.24%	1.71%	-0.16%	13.95%
2014	0.51%	0.41%	1.29%	0.42%	0.64%	-0.05%	1.57%	0.62%	0.83%	0.88%	-2.06%	-3.82%	1.11%
2015	8.18%	3.01%	0.07%	1.26%	-2.69%	-1.74%	0.37%	0.53%	-3.37%	-0.28%	1.92%	1.18%	8.27%
2016	-1.67%	-1.86%	5.99%	2.64%									4.99%



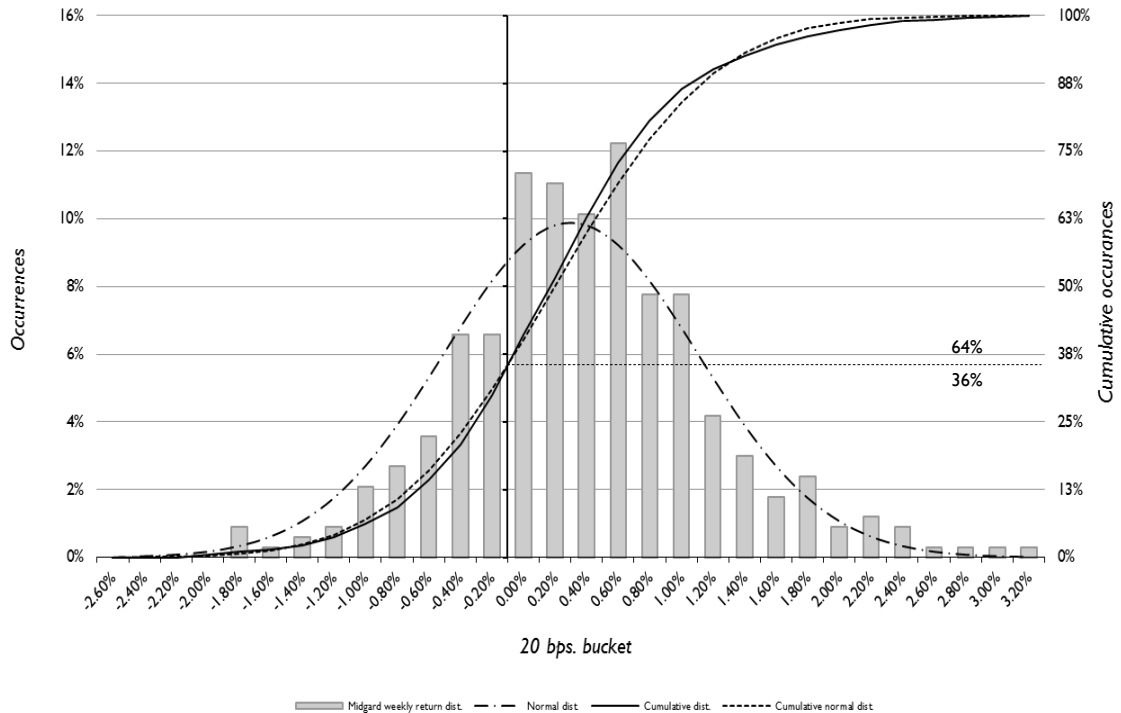
Return	Midgard Fixed Income Fund Ltd.	EuroHedge Fixed Income Arbitrage Index	DJIA Fixed Income Arbitrage Index
Annualized	16.06%	4.34%	6.62%
Last 12 months	0.67%	2.35%	0.29%
Last 3 months	6.77%	0.94%	0.94%
Since inception	169.83%	32.31%	53.30%
Best month	8.18%	1.51%	2.77%
Worst month	-3.82%	-0.58%	-1.14%
Positive months	80.00%	83.54%	81.25%
Negative months	20.00%	16.46%	18.75%
Volatility	7.51%	1.46%	2.44%
Sharpe Ratio	2.09	2.75	2.57

MIDGARD

FIXED INCOME FUND LIMITED

NEWSLETTER APRIL 2016

RETURN DISTRIBUTION



Moments	Midgard Fixed Income Fund Ltd.	EuroHedge Fixed Income Arbitrage Index	DJIA Fixed Income Arbitrage Index
Return	16.06%	4.34%	6.48%
Standard deviation	7.51%	1.46%	2.44%
Kurtosis	1.37	0.23	0.82
Skewness	0.41	-0.17	0.27

Correlation analysis	Midgard Fixed Income Fund Ltd.	EuroHedge Fixed Income Arbitrage Index	DJIA Fixed Income Arbitrage Index
Correlation coefficient	-	45.89%	18.81%
Beta	-	254.03%	51.83%
Alpha	-	9.40%	16.31%
R2	-	21.06%	3.54%
Autocorrelation	21.79%	-6.91%	40.56%

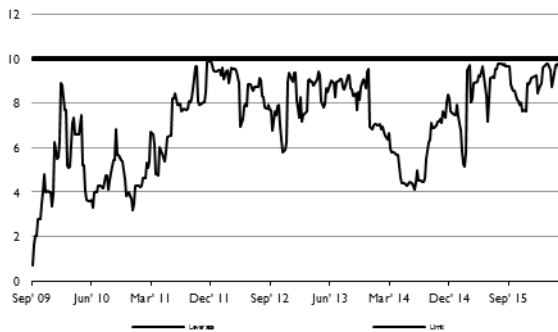
MIDGARD

FIXED INCOME FUND LIMITED

NEWSLETTER APRIL 2016

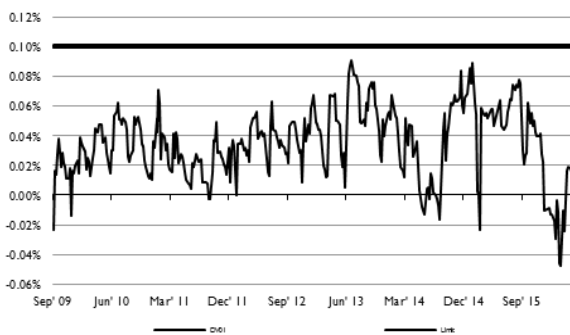
RISK & LINE LIMITS

LEVERAGE

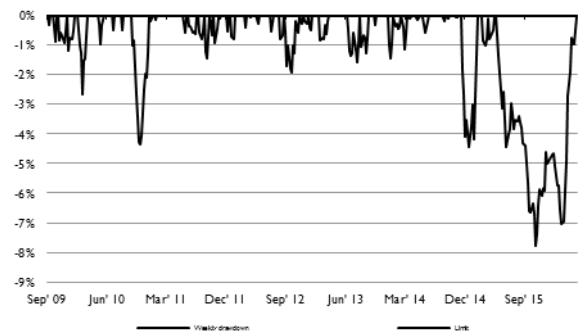


Risk	Midgard	Limit/limit
DV01	0.00%	± 0.10%
Leverage	9.35	Max. 10
VaR	0.36%	Max. 2 %
FX exposure	81.40%	Max. 100 %

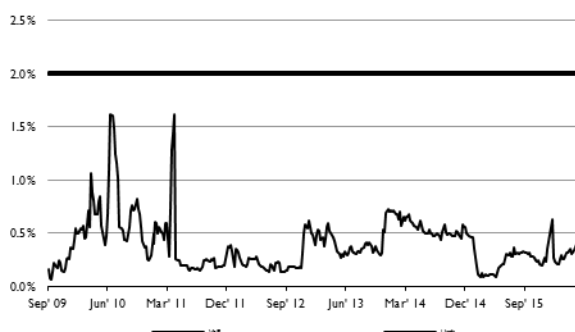
DV01



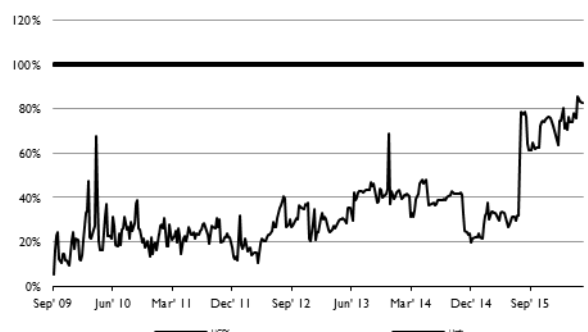
WEEKLY DRAWDOWN



VaR



NON-COVERED FX EXPOSURE



RISK FIGURES

Risk Figure	Weekly data		Note
	Since inception	1Y	
<i>Period</i>			
Portfolio return (r_p)	16.06%	0.67%	
Excess return ($r_p - r_f$)	15.75%	0.87%	
<i>36 month</i>			
Portfolio return (r_p)	7.21%	-	
Excess return ($r_p - r_f$)	7.24%	-	
Maximum drawdown since inception	7.78%	7.78%	
Maximum drawdown 36m	7.78%	-	*
Largest individual drawdown			
First	1.86%	1.15%	
Second	1.85%	1.01%	
Third	1.46%	0.95%	
Average	1.72%	1.04%	
Calmar Ratio	0.93	-	*
MAR Ratio	2.03	0.11	
Sterling ratio	9.14	0.64	
Downside risk	0.73%	1.15%	
Upside risk	1.24%	2.35%	
Loss standard deviation	6.28%	4.67%	
Gain standard deviation	5.28%	5.65%	
Mean absolute moment, downside	-24.57%	-26.28%	
Mean absolute moment, upside	37.57%	30.52%	
Omega ratio	1.69	2.04	
Volatility skewness	0.71	1.46	

* Not applicable for 1-year returns

MIDGARD

FIXED INCOME FUND LIMITED

Strategy AUM	EUR 418.652 million
Listing	Irish Stock Exchange
ISIN	KYG6125M1015
Bloomberg ID	MIDGFXI KY Equity
Investment Manager	PFA Asset Management Sundkrogsgade 4 2100 Copenhagen Denmark +45 39 17 50 00 www.pfaassetmanagement.dk
Administrator	GlobeOp Financial Services +1 345 945 5664
Prime Broker	Skandinaviska Enskilda Banken AB +45 33 36 85 07
Investor Relations	PFA Asset Management +45 39 17 50 00